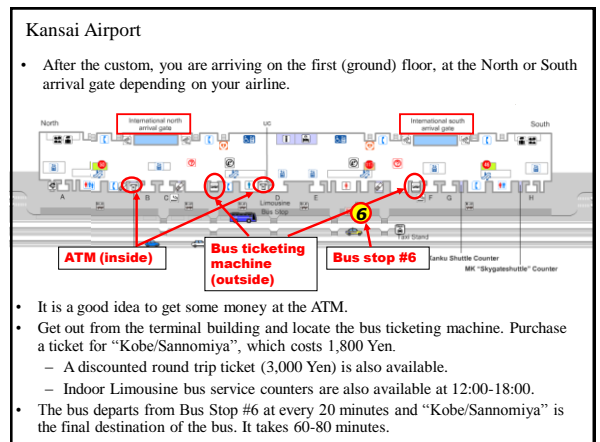
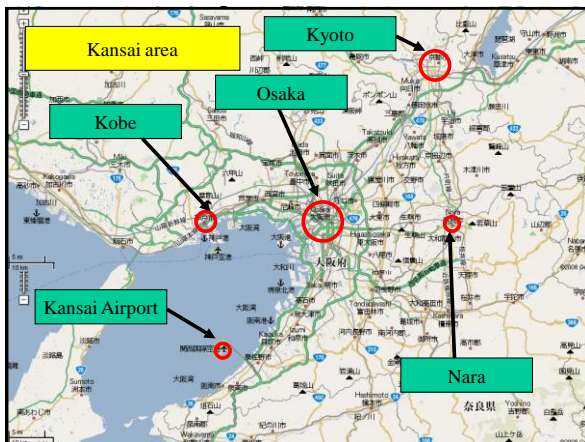
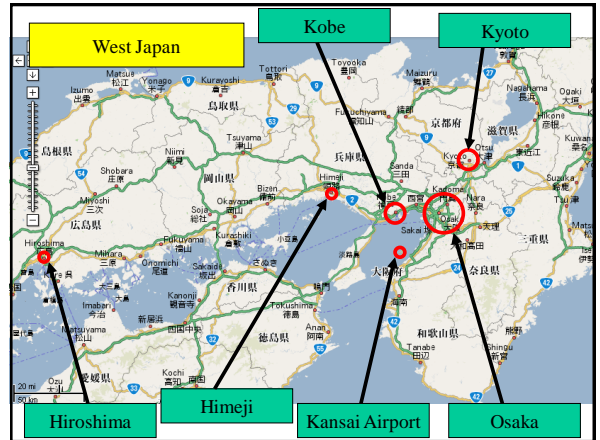
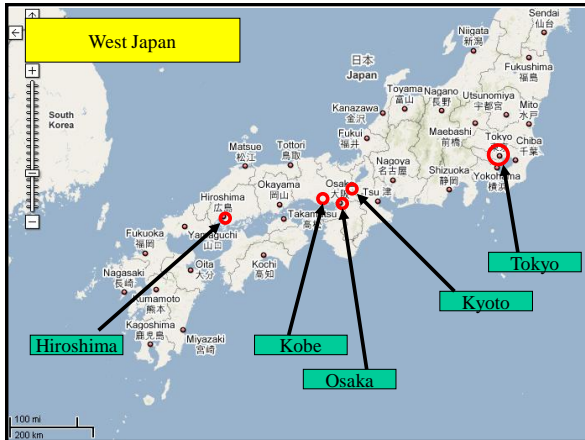


**General tips**

- Climate of Kobe is usually mild in October, i.e. highs are 20-25 and lows are 10-15 degrees Celsius. Weather is mostly clear and dry, but, there is a small chance of typhoon.
- Phone number
  - First two, three or four digits starting from 0 (e.g. 078 for Kobe) is the area code. Remove the area code for local call.
  - From abroad, replace preceding 0 of the area code to 81 (country code of Japan)
  - To mobile phone (number starts with 090) don't remove 090 even for a local call.
- Japan is still a cash-flowing country. Keep having some reasonable amount of cash during your stay.
  - Taxi, bus and local train ticketing, some restaurants do not accept credit card.
  - Some US/European credit cards do not work at some ATMs, but most Debit card do.
- At restaurants, don't pay for your bill at your table or never leave any money on your table. Pay always at the cashier. Same for credit card.
- Japan does not have a custom of tipping. You don't need to pay any tip to taxi driver, at restaurant, etc.
  - For some fancy restaurants and hotels, service charge may be added to your bill.
- "Consumption tax" (*a la* VAT) is 5% in Japan. It is applied to every purchase in Japan without any exception. For most cases, prices include it.
- If you have a trouble with communicating in English, speak slowly in *Italian* accent.
  - Put vowel to the end of each word, e.g. meat -> meat"o", fish -> fish"u", cold -> cold"o", hot -> hot"o"

**ON your flight to Osaka/Kansai**

- On your flight to Osaka/Kansai, you have to fill an embarkation card and also a custom declaration card.
  - Each individual has to have an embarkation card, while custom declaration card can be shared by a family.
- On your cards, write the address of your hotel as your "intended address in Japan".
  - Kobe Tokyu Inn  
6-1-5, Kumoidori, Chuo-ku, Kobe 651-0096  
Tel 078-291-0109
  - Kobe Sannomiya Union Hotel  
2-1-10 Miyukidori, Chuo-ku, Kobe, 651-0087  
Tel 078-242-3000
- At your arrival, go through the passport control and custom.
  - At the passport control, show your passport, an embarkation card and ticket of your return flight (or e-ticket printout). you are requested finger-printing and photographing.
  - At the custom, show your passport and custom declaration card.



- After the custom, you are arriving on the first (ground) floor, at the North or South arrival gate depending on your airline.
- It is a good idea to get some money at the ATM.
- Get out from the terminal building and locate the bus ticketing machine. Purchase a ticket for "Kobe/Sannomiya", which costs 1,800 Yen.
  - A discounted round trip ticket (3,000 Yen) is also available.
  - Indoor Limousine bus service counters are also available at 12:00-18:00.
- The bus departs from Bus Stop #6 at every 20 minutes and "Kobe/Sannomiya" is the final destination of the bus. It takes 60-80 minutes.

**Kobe Sannomiya**  
 You should find tons of cafes, restaurants and bars in this area.

**Kobe Tokyu Inn**      **Kobe Sannomiya Union Hotel**

**Bus to Kansai airport departs from here. Pay the fare (1,800 Yen) to the bus driver. It takes 70-90 minutes to the airport.**

**Bus from Kansai airport arrives here.**

**Hotel to workshop site (Hanku Sannomiya station)**

**JR Line**  
**Subway (underground)**  
**Port-liner Line**  
**Hanshin Line (underground)**

**Hankyu Sannomiya station**

- At the **Hankyu Sannomiya** station, purchase a 180 Yen ticket and put it through the automatic gate machine. Don't forget to take it after it comes out of the machine and keep it until you arrive at the destination.
- Take LOCAL train bound for Umeda (Eastbound) departing from platform #3.
  - Don't take rapid/express services which share the same platform.

**Hankyu Rokko to the workshop site**

- "Rokko" is the third station from "Sannomiya".
  - Go up to the second floor and put your ticket through the automated gate. This time, your ticket won't come out.
- Go down to the first (ground) floor and head north (hill side). You should find several bus stops.
  - Locate the bus stop of Line #36 North bound for "Tsurukabuto-Danchi".
  - Note that cars run in the correct-hand side in Japan (like UK).
- Bus serves at every 4-5 minutes in the morning.
- Get off the bus at the third stop "Shindai-Bunri-Nōgakubu-mae". Fare is 200 Yen to be paid into the small pay-machine besides the bus driver. Exact change is suggested.
- You should find the entrance gate of the Kobe University. Find a workshop banner which directs you to the workshop site.

**Back from workshop site to hotel**

- You may take a bus (route #36 Southbound for "Hanshin Mikage") toward Hankyu Rokko (third stop).
- Alternatively, if weather permits, walking down the hill is also quite pretty. It takes about 15 minutes to the Hankyu Rokko station.
  - See map on next page. There is a quite steep slope, thus I would not recommend you to walk in the morning (upward to the workshop site) in particular for the first day.
- At the Rokko station, purchase a 180 Yen ticket and take a train bound for Sannomiya (platform #1). Sannomiya is the third station and the final destination for most trains.

**Bus stop**      **Workshop site**

**Rokko station**

**Steep slope**